

# Getting started guide for students!

**1** Once you have logged in, you will see all the lessons to be completed at your Gate.

Your starting Gate has been set by your teacher. There are **8 units** to complete at each Gate.



**2** Find out what lessons contain by tapping or hovering over each blue tile. Select the blue tile to start a lesson.



**3** You may complete lessons in any order, but to get the most out of each lesson, **complete all the lessons in a unit.**

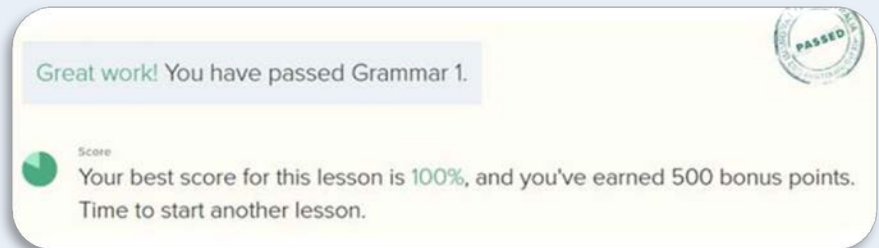
The unit text and topic can be seen in the preview panel if you tap or hover over a purple tile.



**4** You can also choose to complete all the lessons in a content area to **earn bonus points.**



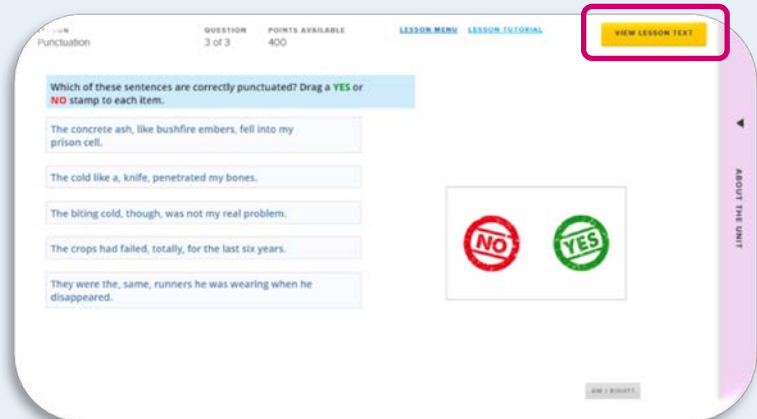
- 5** Receive 1000 **points** for completing a lesson with a **80 – 99 %** pass rate and **500 points** for repeating the lesson and achieving **100%**.



- 6** Select the **Gate Review** to refresh your memory about skills learned in previous years.



- 7** When you are completing a unit, review your chosen text by selecting **View Lesson Text**. This will help to choose the correct answers and collect points more quickly!



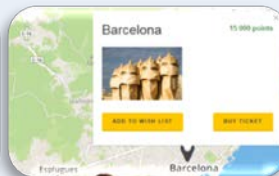
**8**



Games



Souvenirs



Travel

Points can be used to **travel to different destinations** around the world, **buy souvenirs** and **play games!**

Begin learning and having fun today!